



# USER MANUAL

MULTIFLEX

PARTNR: 156170  
EAN: 7090049800054

# Multiflex

10 m LED strip

Part nr: I56170

EN

EAN: 7090049800054

## Product information

Great tool for all craftsmen! 10 meters of powerful LED strip that is easily pulled out from the roller and connected directly into the wall socket. Perfect when light is needed from multiple angles. The ultra-flexible LED strip can be mounted or placed wherever needed. With a total of 7,000 lumens, you have more than enough light for most tasks. The roller is easy to hold and takes a minimal amount of space.



## Specifications

Voltage	220-240V
Length	10 meters
IP class	IP65
Power	80W – 8W/m
Colour temperature	4000K
Beam angle	120°
Brightness	700 lm/m
LED type, quantity	SMD2835, 70LED/m
Ambient temperature	-20° to +50°C
Lifetime	50.000 hours (L70)
Dimmable	No
Product size	312 x 267 x 50mm
Net weight / Gross weight	1,3 / 1,9 kg
Warranty	3 years
Certificates	CE
<b>Warning</b>	Please remove the entire LED strip from the drum before use



Used electrical and electronic products, including all types of batteries, must be delivered for recycling at a separate collection point. (acc. to directive 2012/19/EU and 2006/66/EC).

# Multiflex

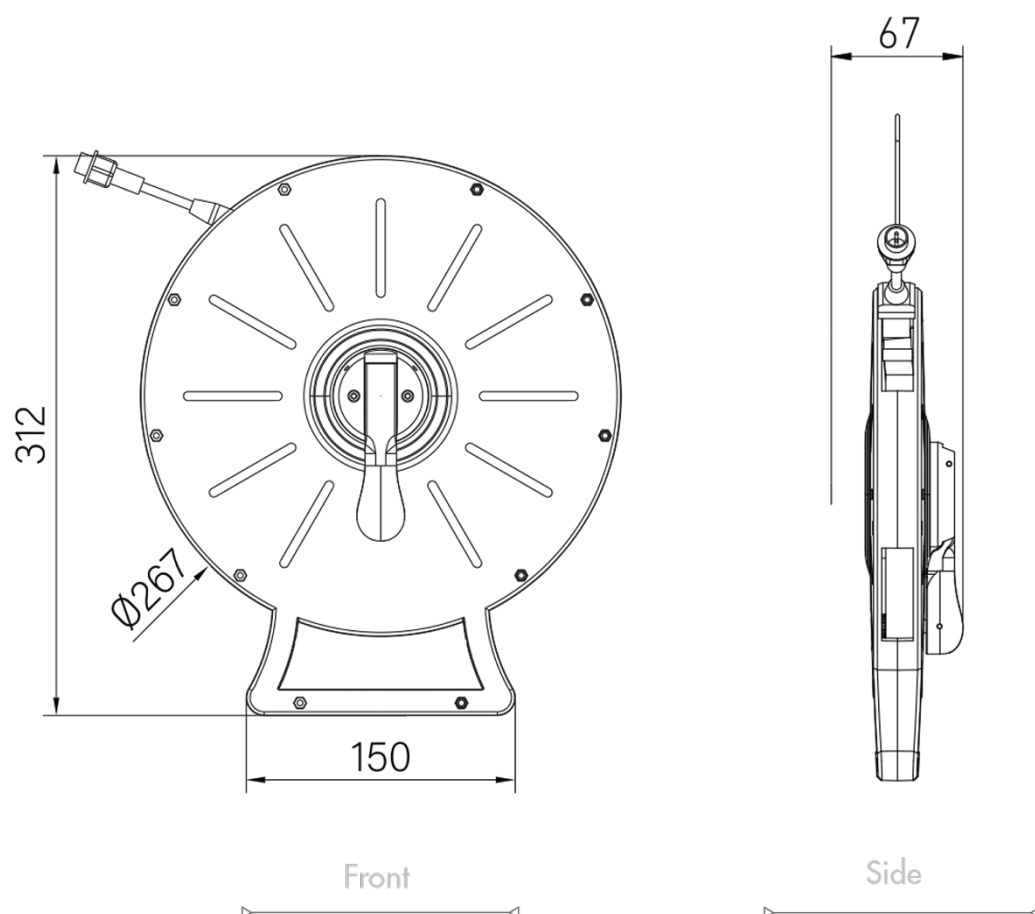
10 m LED strip

Part nr: I56170

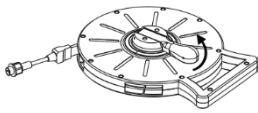
EAN: 7090049800054

EN

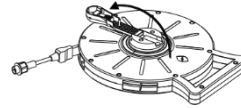
## Technical Specifications



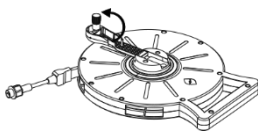
## INSTRUCTIONS PRE-USE (PULL OUT LED STRIP)



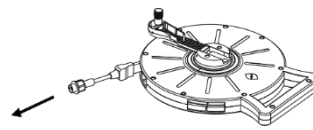
1. Rotate bracket as direction



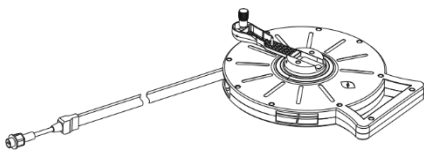
2. Horizontal state of bracket



3. Rotate handle vertically

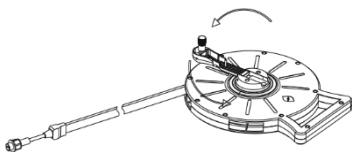


4. Pull LED strip out

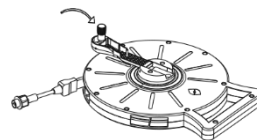


5. LED strip ready for use

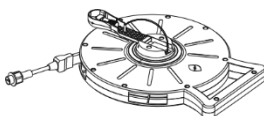
## INSTRUCTIONS AFTER USE (PULL BACK LED STRIP)



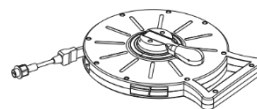
1. Rotate handle to pull LED strip back



2. Rotate handle back in position



3. Secure handle in the middle of the bracket



4. Ready for storage

# Multiflex

10 m LED strip

Part nr: I56170

EN

EAN: 7090049800054

---

## WARNING

- Do not switch on the power during the installation process. Please pull out the entire LED strip from the roller before connecting the power.
- The power supply voltage should be consistent with the voltage indicated by the product, and appropriate safety devices should be installed.
- Do not cover or cover the LED strip with any object during the use of the product, ensure that the product radiates well.
- Do not hit or crush the LED strip. Also, avoid vibrations during use.
- This product is not a children's toy. Please install it in places that children can't reach without adult guardianship.
- Installation and fixing: Do not use metal materials such as iron wire to tie the LED strip as it can cause leakage, short circuit, fire, etc.

## CORRECT INSTALLATION

